



**MONCADA WATER DISTRICT**


ADDRESS: POBLACION 2, MONCADA, TARIAC. WEBSITE: WWW.MONCADAWD.GOV.PH  
TEL. NOS.: (045) 606-5407; 493-1950; 09175267009

24/7

SERVICE OF  
POTABLE  
WATER



## MWD GENERAL ANNUAL BUDGET



## GENERAL ANNUAL BUDGET FY 2021





## BASIC FEATURES

- THE EXISTING WATER RATES WILL BE MAINTAINED

MINIMUM CHARGE:           Php 185.00  
EFFECTIVE WATER RATE:    Php 22.00

	COMMODITY CHARGE					
	MIN. CHARGE	11-20 CU.M.	21-30 CU.M.	31-40 CU.M.	41-50 CU.M.	51CU.M.-UP
DOMESTIC/RESIDENTIAL	185.00	20.00	21.95	24.20	26.90	30.00
COMMERCIAL/INDUSTRIAL	370.00	40.00	43.90	48.40	53.80	60.00
COMMERCIAL A	323.75	35.00	38.40	42.35	47.05	52.50
COMMERCIAL C	231.50	25.00	27.40	30.25	33.60	37.50

- THE MWD MANAGEMENT IS SETTING THE FOLLOWING PERFORMANCE TARGETS WHICH ARE WITHIN INDUSTRY AVERAGE FOR CATEGORY C WATER DISTRICT;

ON-TIME PAID COLLECTION:           48%

COLLECTION EFFICIENCY:               98%

COLLECTION RATIO:                      100%

- MARKET GROWTH IS 297 NEW SERVICE CONNECTIONS FOR EXISTING SERVICE AREAS, INCLUDING BRGY. SAPANG, MONCADA, TARLAC

- MONTHLY AVERAGE CONSUMPTION PER SERVICE CONNECTION IS 18 CUBIC METERS PER MONTH.

- NON-REVENUE WATER (NRW) TARGET FOR THE YEAR IS 20%.

- THE DISTRICT IS PROJECTING A TOTAL BILLED WATER OF 1,803,276.00 CUBIC METERS INCLUDING THE PROCUREMENT OF 365,000 CUBIC METERS FROM BULK WATER PROVIDER AND TOTAL PROJECTED COLLECTION OF PHP 40,497,251.10

- THE DISTRICT IS PROJECTING A CASH OUTFLOW OF Php 4,908,127.36 FROM RECEIPTS OF Php 42,057,251.10 AND DISBURSEMENT OF Php 46,965,378.46

- CAPITAL EXPENDITURES FOR THE YEAR IS PHP 3,000,000.00.

- ALL OTHER IMPROVEMENTS AND EXPANSION PROJECTS SUCH AS THE SAN ROQUE-STA MONICA WSSP AND STA LUCIA WEST WSSP WHICH ARE NOT INCLUDED IN THE 2021 CAPITAL EXPENDITURES SHALL BE IMPLEMENTED UPON AVAILABILITY OF FUNDS GENERATED FROM THE DISTRICTS SAVINGS OR THRU LOANS.

- ADDITIONAL HIRING OF EMPLOYEES (PERMANENT, CONTRACT OF SERVICE AND JOB ORDERS) IS NECESSARY TO COMPLY WITH THE INDUSTRY AVERAGE FOR EMPLOYEE-CUSTOMER RATIO OF 1:100 AND TO FURTHER IMPROVE THE DELIVERY OF SERVICES TO CUSTOMERS AND INCREASE IN WAGES TO REGULAR EMPLOYEES AS SALARY STANDARDIZATION LAW.





**GENERAL DATA**

● **SERVICE CONNECTIONS:**

**BEGINNING:** 8,200  
**ENDING:** 8,497

● **MARKET GROWTH:**

**297 NEW SERVICE CONNECTIONS**

● **AVERAGE MONTHLY CONSUMPTION PER SERVICE CONNECTION:**

**EIGHTEEN (18) CUBIC METERS (cu.m.) PER MONTH**

● **BILLED WATER:**

**DISTRICT:** 1,803,276 cubic meters  
**BULK WATER:** 365,000 cubic meters

● **NON – REVENUE WATER:**

**TWENTY (20) PERCENT**

● **WATER RATE:**

**MINIMUM RATE:** Php 185.00 at 10 cubic meters  
**EFFECTIVE RATE:** Php 21.70 per cubic meter

● **EFFICIENCY:**

**ON-TIME PAID:** 48%  
**COLLECTION EFFICIENCY:** 98%  
**COLLECTION RATIO:** 100%

● **DEBT SERVICE:**

**PHP 5,147,445.00**

● **FRANCHISE TAX:**

**2% OF GROSS RECEIPTS (PHP 765,795.00)**

● **PENALTY CHARGES:**

**4% OF WATER SALES**

● **OTHER REVENUES%**

**REGISTRATION/INSTALLATION FEE:** 2,200,000.00  
**SALES OF MATERIALS:**





## CAPITAL EXPENDITURE 2021

<b>I.</b>	<b>MACHINERY &amp; EQUIPMENTS</b>		
	A. Purchase and Installation of Monitoring and Control System for Pump Operations	3 Lots	900,000.00
<b>II.</b>	<b>INFRASTRUCTURE (STORAGE FACILITIES)</b>		
	A. Purchase of Multi-level Water Relay Monitors	4 Lots	280,000.00
<b>III.</b>	<b>WATER TREATMENT EQUIPMENTS</b>		
	A. Sand Separator	1 Lot	900,000.00
<b>IV.</b>	<b>INTANGIBLE ASSET (I.T.)</b>		
	A. Website		100,000.00
	B. Queuing System for Customers		120,000.00
<b>V.</b>	<b>TRANSMISSION AND DISTRIBUTION MAINS</b>		500,000.00
	A. Supply of Labor & Materials for Service Area Expansion		
<b>VI.</b>	<b>INFRASTRUCTURE (POWER PRODUCTION )</b>		200,000.00
	A. Purchase of Automatic Transfer Switch (ATS)		

**SUB TOTAL: ₪ 3,000,000.00**

**VII. SAN ROQUE – STA. MONICA  
 WATER SUPPLY SYSTEM PROJECT/STA LUCIA WEST WSSP**

A. Lot Acquisition/transfer Of Title and Ownership	800,000.00
B. Drilling of one (1) Exploratory	4,000,000.00
C. Electro-Mechanical Equipments	2,500,000.00
D. Power Supply Line	500,000.00
E. Pipelines (Transmission and Distribution Lines)	2,500,000.00
F. Chlorination Facility	100,000.00
G. Construction of Pump House And Site Development	600,000.00

**SUB TOTAL: 11,000,000.00**

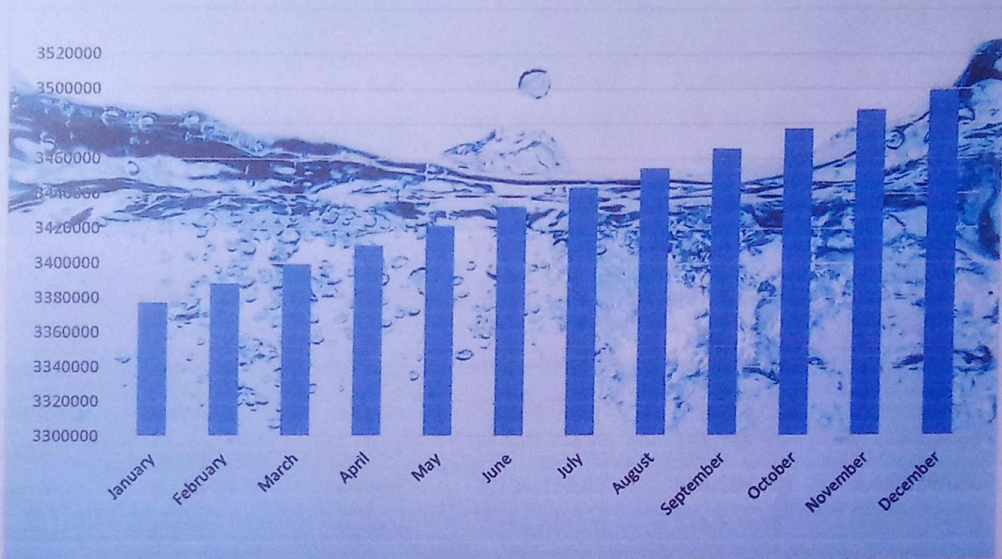
**GRAND TOTAL: ₪ 14,000,000.00**






# 2021 PROJECTED BILLINGS & COLLECTIONS CHART

## PROJECTED BILLINGS



## PROJECTED COLLECTIONS







## 2021 PROJECTED BILLINGS & COLLECTION

### PROJECTED BILLINGS

MONTH	NO. OF SERVICE CONNECTIONS	BILLED WATER in (cu.m.)	WATER SALES	PENALTY	TOTAL BILLING WATER SALES
January	8,200	147,600	₱3,247,200.00	₱129,888.00	3,377,088.00
February	8,227	148,806	₱3,257,892.00	130,315.68	3,388,207.68
March	8,254	148,572	₱3,268,584.00	130,743.36	3,399,327.36
April	8,281	149,058	₱3,279,276.00	131,171.04	3,410,447.04
May	8,308	149,544	₱3,289,968.00	131,598.72	3,421,566.72
June	8,335	150,030	₱3,300,660.00	132,026.40	3,432,686.40
July	8,362	150,516	₱3,311,352.00	132,454.08	3,443,806.08
August	8,389	151,002	₱3,322,044.00	132,881.76	3,454,925.76
September	8,416	151,488	₱3,332,736.00	133,309.44	3,466,045.44
October	8,443	151,974	₱3,343,428.00	133,737.12	3,477,165.12
November	8,470	152,460	3,354,120.00	134,164.80	3,488,284.80
December	8,479	152,946	3,364,812.00	134,592.48	3,499,404.48
<b>TOTAL</b>		<b>1,803,276</b>	<b>₱39,672,072.00</b>	<b>₱ 1,586,882.88</b>	<b>₱41,258,954.88</b>

### PROJECTED COLLECTIONS

MONTH	CURRENT (48%)	ARREARS (52%)	COLLECTIONS (98%)
January	1,558,656.00	1,756,085.76	3,314,741.76
February	1,563,788.16	1,761,867.99	3,325,656.15
March	1,568,920.32	1,767,650.23	3,336,570.55
April	1,574,052.48	1,773,432.46	3,347,484.94
May	1,579,184.64	1,779,214.69	3,358,399.33
June	1,584,316.80	1,784,996.93	3,369,313.73
July	1,589,448.96	1,790,779.16	3,380,228.12
August	1,594,581.12	1,796,561.40	3,391,142.52
September	1,599,713.28	1,802,343.63	3,402,056.91
October	1,604,845.44	1,808,125.86	3,412,971.30
November	1,609,977.60	1,813,908.10	3,423,885.70
December	1,615,109.76	1,819,690.33	3,434,800.09
<b>TOTAL</b>	<b>19,042,594.56</b>	<b>21,454,656.54</b>	<b>40,497,251.10</b>





# MONCADA WATER DISTRICT

ADDRESS: FIDELACION 2, MONCADA, TARIAC. WEBSITE: WWW.MONCADAWD.GOV.PH  
TEL. NOS.: (045) 606-5407; 493-1950; 09175267009



SERVICE OF  
POTABLE  
WATER



## MAINTENANCE & OTHER OPERATING EXPENSES

ACCOUNT NO.	<b>5021303004</b>
ACCOUNT NAME:	<b>RM - Infrastructure Assets (Production Well)</b>
APPROVED BUDGET PREVIOUS YEAR (2019):	<b>600,000.00</b>
APPROVED BUDGET LAST YEAR (2020):	<b>300,000.00</b>
EXPENDED BUDGETS FIRST NINE (9) MONTHS (2020)	
ANTICIPATED EXPENSES 2020	<b>300,000.00</b>
RECOMMENDED APPROPRIATION (2021)	<b>300,000.00</b>
APPROVED APPROPRIATION (2021)	<b>300,000.00</b>

### EXPLANATION:

#### ENGINEERING / PRODUCTION DIVISION:

Rehabilitation of Production Wells	<b>300,000.00</b>
<b>TOTAL:</b>	<b>300,000.00</b>

PREPARED AND RECOMMENDED BY:	BOD ACTION: APPROVED	DATE:
 <b>ENGR. ROGELIO B. MINA JR.</b> General Manager	<b>DR. ARNEL B. RIVERA</b> Chairman	
	<b>MR. DENNIS F. BALIGNASAY</b> Vice-Chairman	
	<b>MRS. REMEDIOS L. AFANTE</b> Secretary	
	<b>MRS. CORAZON H. VALDEZ</b> Member	
	<b>MR. RAMON M. MIRANDA SR.</b> Member	